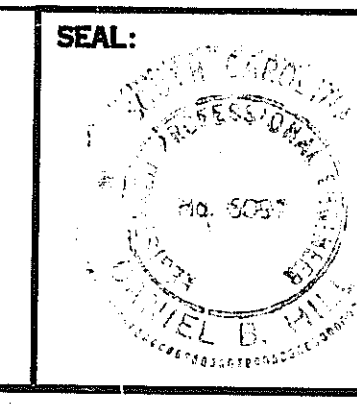

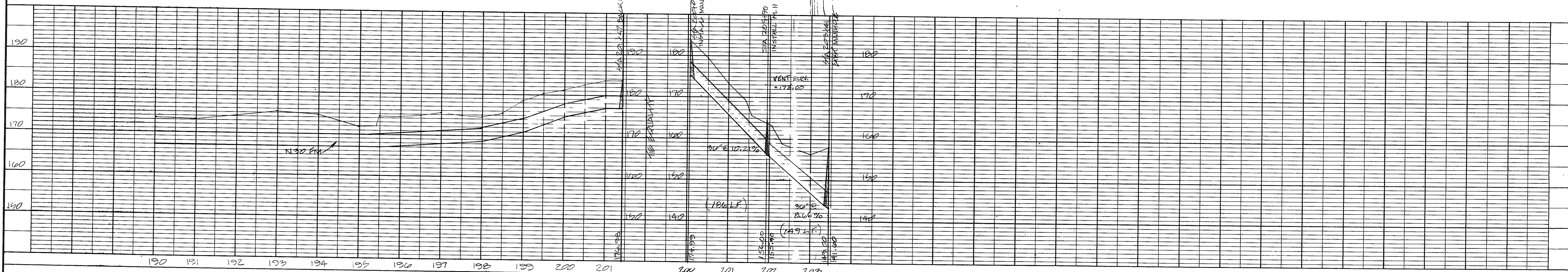
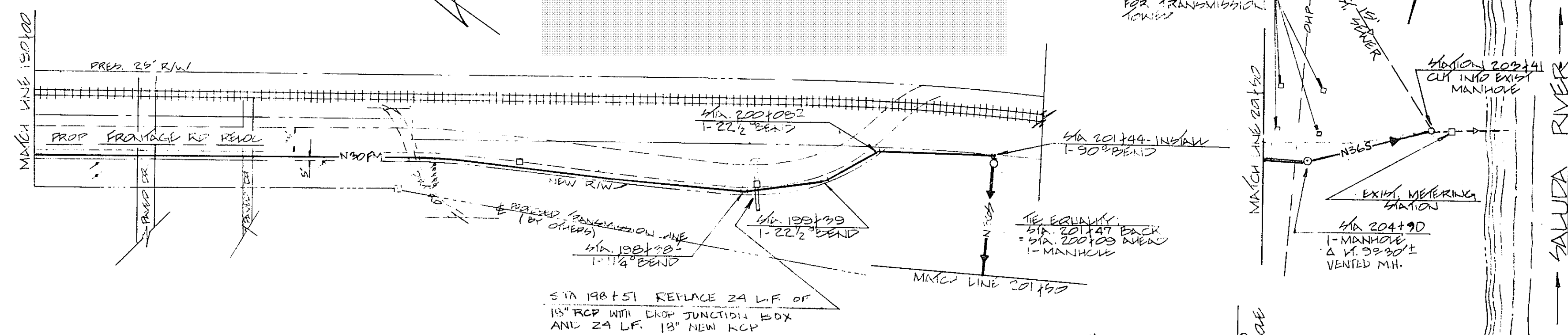


CITY OF COLUMBIA, S.C.
DEPARTMENT OF UTILITIES & ENGINEERING

THIS MAP OR PLAN IS THE PRODUCT OF COMPILED, OR WAS PRODUCED BY OTHERS. IT IS PROVIDED FOR INFORMATION ONLY AND THE CITY OF COLUMBIA MAKES NO REPRESENTATIONS AS TO ITS ACCURACY. ITS USE WITHOUT FIELD VERIFICATION IS AT THE SOLE RISK OF THE USER.



B. P. BARBER & ASSOCIATES, INC.
ENGINEERS
COLUMBIA, S. C.

REVISIONS	
DESIGNED	JCR
TRACED	JCR
CHECKED	EBH

ADDITIONS TO
SANITARY SEWER SYSTEM
CITY OF COLUMBIA
COLUMBIA, S.C.
SALUDA RIVER
KINLEY CREEK INTERCEPTORS
DIVISION ONE "AS-BUILT"

SCALE: 1"=100' HORIZ. 1"=10' VERT.
DATE: JUNE, 1977

SHEET NO.
OF 14 SHEETS
NOTEBOOK NO. 1
FILE NO.
22 02-13

60-32